

LARIMER COUNTY BUDGET

Larimer County 101

March 30, 2017



CONTENTS

- What does the Budget Office Do?
- What is the Budget?
- How is the Budget Developed?
- Where does the Money Come From?
- Where did You Think the Tax Money Should Go?
- Where does the Tax Money Actually Go?
- Questions?

The Budget Office

- Develop the Annual Budget
 - Advise BOCC on Request Targets
 - Review Requests
 - Assist County Manager in developing Proposed Budget
 - Assist BOCC in Adopting Budget
- Monitor the County's Finances
 - Review Last Year
 - Monitor, Amend and Project the Current Year
 - Project Future Years

What is the Budget?

- The Numbers:
 - The County will receive about \$426 million in 2017:
 - \$331 million from outside sources
 - \$95 million from itself
 - The County will spend about \$426 million in 2017:
 - \$253 million on direct services
 - \$103 million on internal charges, transfers, and non-operational accounts
 - \$70 million on disaster recovery

What is the Budget?

- Shows how much money (resources) are available to spend
- Sets limits on how much money may be spent
- Allows for employees to be hired
- Shows how much a service or a program costs
- By State Law, it must be passed on an ANNUAL or BIENNIAL basis



What is the Budget?

- The Budget is also a Statement of Priorities
 - On what **MUST** the money be spent?
 - On what **CAN** the money be spent?
 - On what will the money **NOT** be spent?
 - Who will pay?
 - How much will they pay?



BUDGET CUTS

They force the Army to improvise.


What is the Budget?

- The Budget is also a Business Plan
 - What results are we purchasing?
 - How much service will be provided
 - How well will the service be provided?
 - How will this impact the community?
 - Does this advance our Strategic Plan?



How is the Budget Developed?

- April: SWOT Analysis, 5 & 20 Year Projection
- May: Develop County Support (General Fund) Targets
- July: Compensation Determined
- End of August: Elected Offices & Divisions Turn in Requests



How is the Budget Developed?

- September & October: Review Budget Requests
- October 15: County Manager Proposed Budget due to BOCC
- Early December: Assessor Certifies Taxable Values
- By December 22: BOCC Adopts Budget, Certifies Mill Levies



Where Does the Money Come From?

- Four Primary Sources:
 - Larimer County and Visiting Taxpayers
 - The State of Colorado or the Federal Government
 - People who Use our Services
 - The County Itself



Where Does the Money Come From?

- Property Taxes – 25% of the County's Revenue
 - Governed mainly by TABOR and Gallagher Amendment
 - **Gallagher Amendment:** Requires that property taxes on residential property not exceed 45% of total Statewide
 - Residential Property taxed at 7.96% of value, all others 29%
 - Residential property makes up 83% of actual value in Larimer County

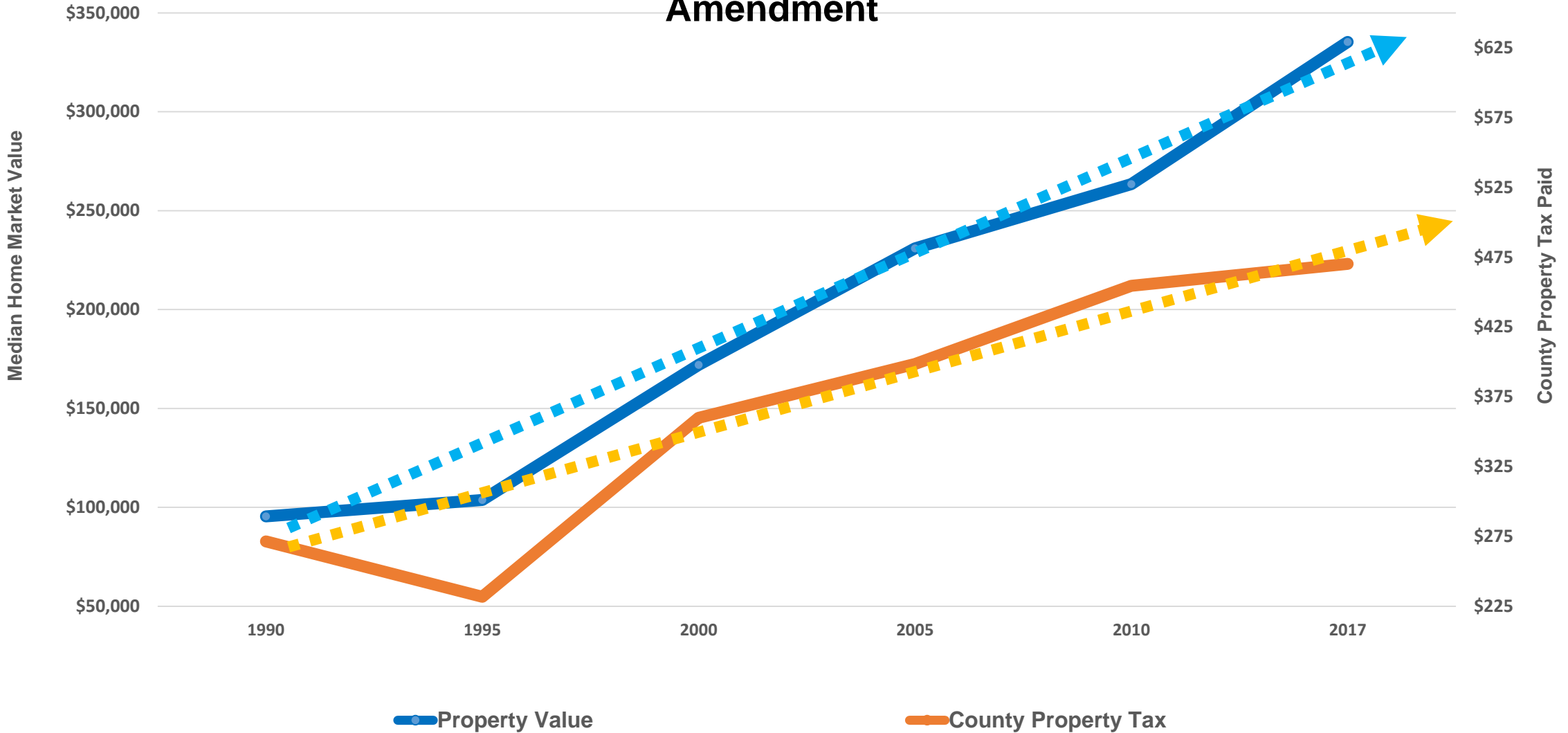
Where Does the Money Come From?

Year	RAR	County Mill Levy
1990	15.0%	18.974
1995	10.4%	21.571
2000	9.7%	21.571
2005	8.0%	21.571
2010	8.0%	21.571
2017	8.0%	21.571
2018	6.6%*	21.571

* = To Be Determined; final rate proposed by April 15

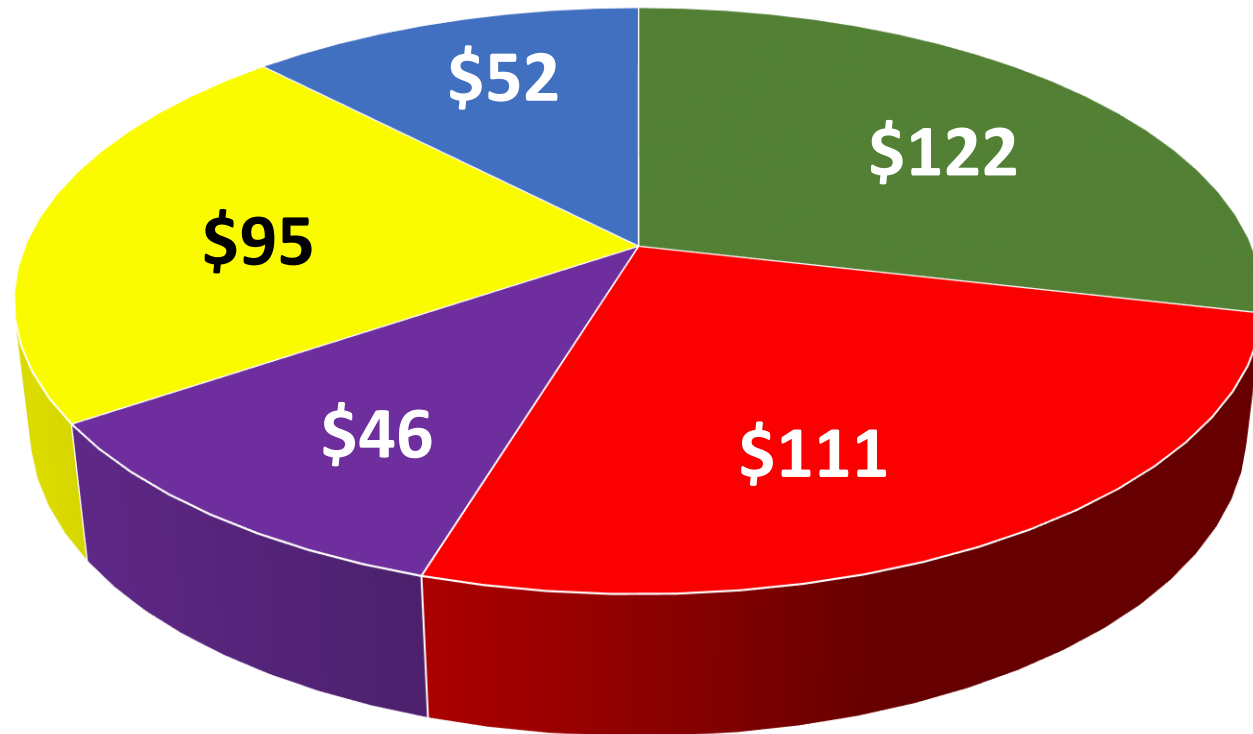
Where Does the Money Come From?

Home Values and County Property Tax Revenue - Impact of Gallagher Amendment



Where Does the Money Come From?

Composition of Revenues - 2017 Adopted Budget
(In Millions of \$)



■ Other Governments

■ Property Taxes

■ Sales & Use Taxes

■ Internal Revenues

■ Fees, Charges, Investments, etc.

Where Did You Think the Money Should Go?

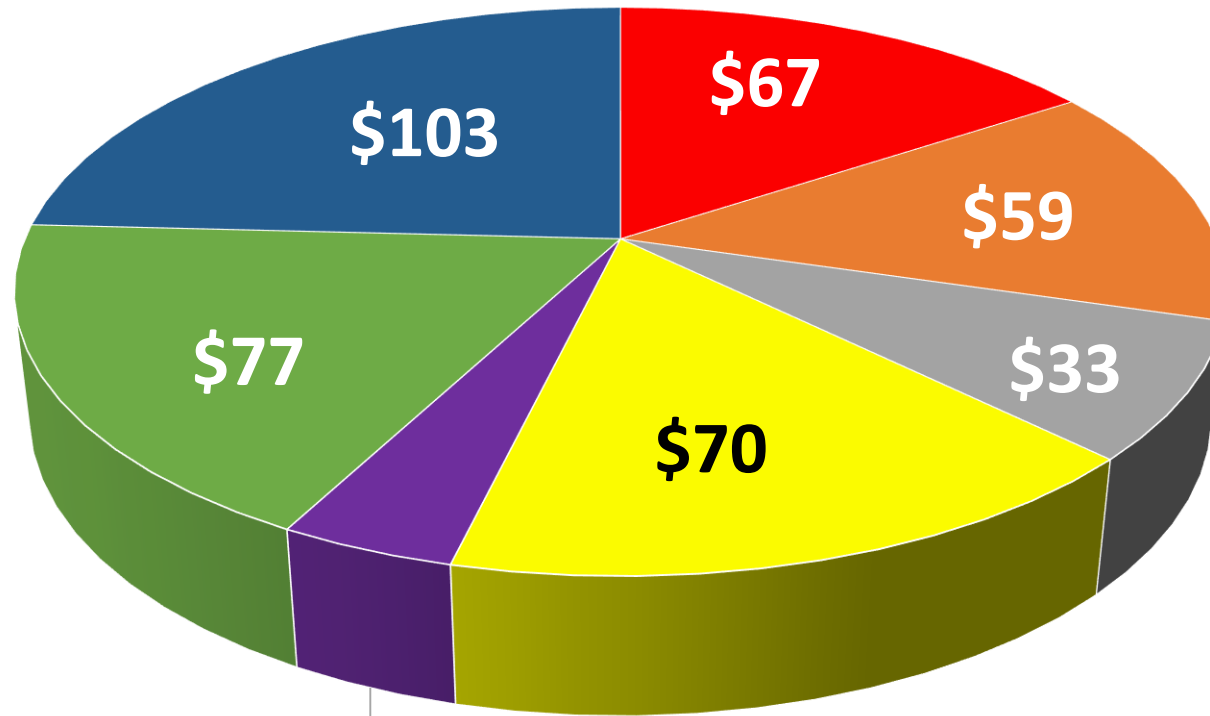
Service Category	Group Low	Group High	Group Average
Public Safety	\$10	\$40	\$27
Community Resources, Infrastructure & Planning	\$5	\$40	\$24
Human & Economic Health	\$15	\$50	\$23
Public Records & Information	\$5	\$25	\$13
Strategic Leadership & Administrative Services	\$0	\$30	\$13

Where Does the Money Actually Go?

Service Category	Group Low	Group High	Group Average	Real Amount
Public Safety	\$10	\$40	\$27	\$30
Community Resources, Infrastructure & Planning	\$5	\$40	\$24	\$23
Human & Economic Health	\$15	\$50	\$23	\$26
Public Records & Information	\$5	\$25	\$13	\$7
Strategic Leadership & Administrative Services	\$0	\$30	\$13	\$13

Where Does the Money Actually Go?

Expenditures by Service Category - 2017 Adopted Budget
(In Millions of \$)

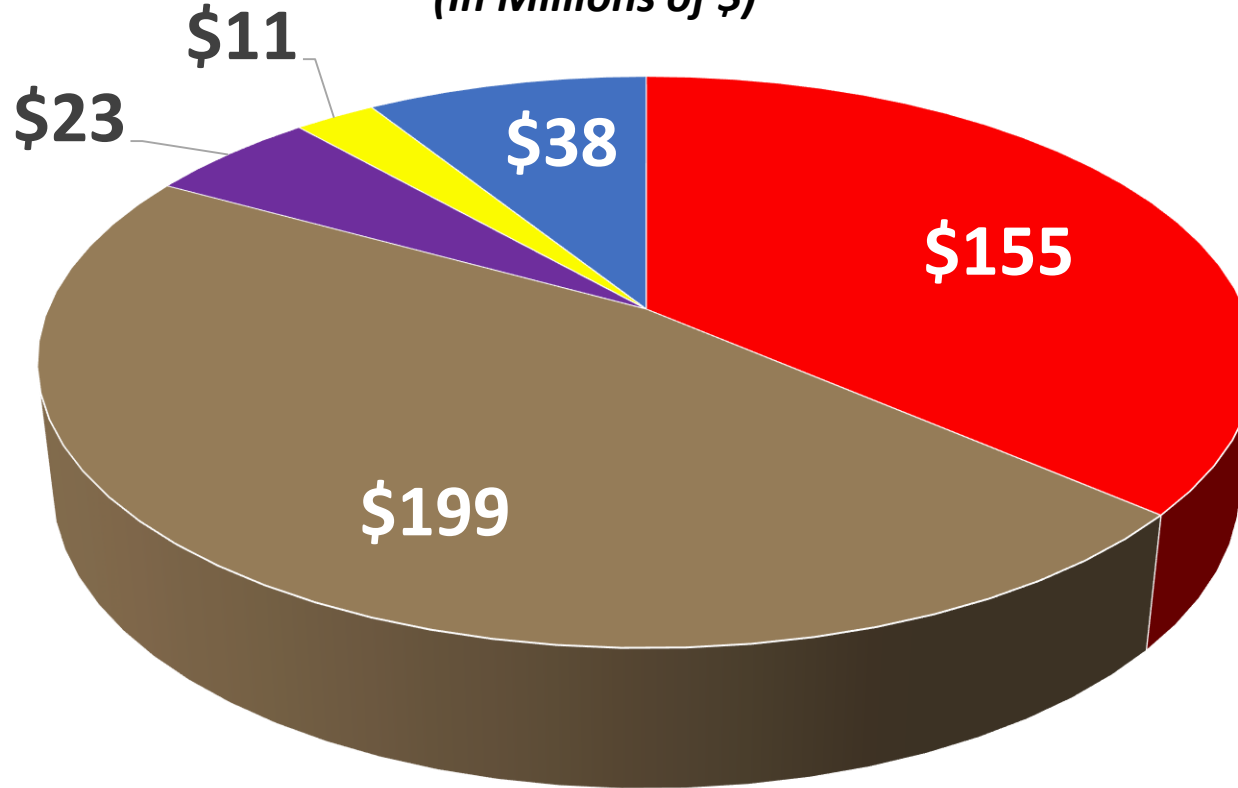


- Human & Economic Svcs
- Strategic Leadership & Admin
- Public Records & Information
- Non-Operational

- Community Resources, Infrastructure & Planning
- Disasters
- Public Safety

Where Does the Money Actually Go?

Composition of Expenditures - 2017 Adopted Budget
(In Millions of \$)



■ Personnel ■ Operating ■ Capital Outlay ■ Debt Service ■ Other

Questions?

- **Thank You!**